
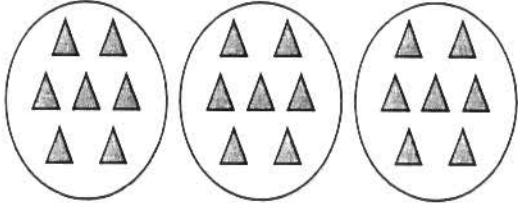






Name _____

Date _____

<p>1.</p>  <p>Divide 12 chairs into 2 equal groups. There are _____ chairs in each group.</p>	<p>2.</p>  <p>Divide 21 triangles into 3 equal groups. There are _____ triangles in each group.</p>
<p>3.</p>  <p>Divide 25 erasers into _____ equal groups. There are _____ erasers in each group.</p>	<p>4.</p>  <p>Divide _____ chickens into _____ equal groups. There are _____ chickens in each group. $9 \div 3 = \underline{\hspace{2cm}}$</p>
<p>5.</p>  <p>There are _____ buckets in each group. $12 \div 4 = \underline{\hspace{2cm}}$</p>	<p>6.</p>  <p>$16 \div 4 = \underline{\hspace{2cm}}$</p>

7. Andrew has 21 keys. He puts them in 3 equal groups. How many keys are in each group?



There are _____ keys in each group.

$$21 \div 3 = \underline{\hspace{2cm}}$$

8. Mr. Doyle has 20 pencils. He divides them equally between 4 tables. Draw the pencils on each table.



There are _____ pencils on each table.

$$20 \div \underline{\hspace{2cm}} = \underline{\hspace{2cm}}$$

9. Jenna has markers. The picture shows how she placed them on her desk. Write a division sentence to represent how she equally grouped her markers.

There are _____ markers in each row.

$$\underline{\hspace{2cm}} \div \underline{\hspace{2cm}} = \underline{\hspace{2cm}}$$



IXL Homework Sheet

Directions:

- Log onto IXL at www.ixl.com using your username and password.
- Practice a skill that will support your progress towards meeting grade level standards.
- Complete this sheet.

1. What skill did you choose to practice?

2. How long did you practice? (Elapsed time) _____

3. What was your Smart Score? _____

4. What did you learn or get better at doing by practicing
on IXL today? _____

Post-It Page!

Complete 4 Post-It notes from the book you're reading.

You might write: a great word choice, place where it shows the character's feeling, a place where you were confused, a place where you had a question, a place where you can see a character changing, a place where you had a prediction.

Jot your thought on the Post-It note. Write the page number it came from. Stick the note on this page.

Example: An interesting word is _____. It means _____.

When you get this homework packet returned to you, you'll put these notes into your Reading Notebook.



Remember, thinking is a part of writing!